

# AIRBOX

## AIRBOX smoke-free workplaces

### Active employee protection with the LTA AirBox

The AirBox smoker's booth creates a pleasant and healthy air climate in your company. This will not only help improve employee satisfaction, but you will also be making a contribution towards ensuring the protection of non-smokers in your company.

### Optimal technology for your smoker's corner

Using the proven electrostatic separation principle, the discharged air is purified and released back into the atmosphere. The exhaust air system efficiently traps fumes and smoke particles. The integrated ashtrays are also connected to the exhaust air system.

Both smoke particles and nicotine, alongside a range of other pollutants, are deposited in the electrofilter. The remaining pollutants and odorous compounds are trapped by an active carbon filter. Unlike purely mechanical filtration systems, the electric filter is able to consistently maintain its suction capacity, and be cleaned and reused any number of times. The characteristic feature of the electrostatic filter is its very low pressure loss. This ensures that the blowers operate with a minimum pressure head, resulting in low power consumption. In addition, integrated movement sensors ensure that suction is only activated on demand, further optimizing consumption.

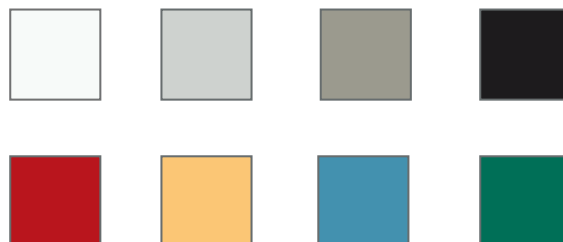
- Protection of non-smokers
- Improved employee satisfaction
- Preventive fire protection
- Capture and purification of all harmful substances
- Extremely long service life
- Modular structure generates flexibility and scope for expansion

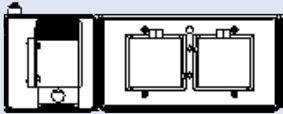
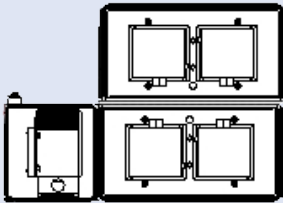
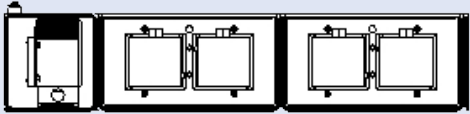


**Additional options:**

- Swivelling door or rolling shutter for blower
- Rear side cover for room setup
- Color scheme of the surface elements as pictured
- Operating hours meter
- Setup by LTA Personnel
- Wear parts exchange by LTA Personnel

Smoker Cabin Airbox is available in the following color selections (standard paint RAL 7035):



Designation	AirBox		
	Dimensions (mm)	kW	Structure Typ
Typ V01 for 6 persons	3.125 x 1.355 x 2.460	0,78	
Typ V11 for 12 persons	3.125 x 2.200 x 2.460	1,56	
Typ V02 for 12 persons	5.195 x 1.355 x 2.460	1,56	
Typ V22 for 24 persons	5.195 x 2.710 x 2.460	3,12	